



Co-funded by the
Erasmus+ Programme
of the European Union



FH | JOANNEUM
University of Applied Sciences

PRINTEL Training

Module 2: Teaching Practices for Remote Project Based Learning

Training Workshop, Day 2, February 11, 2021

Dipl. (UAS) Clarissa Maierhofer, MSc

Learning Outcomes Module 2

Upon completion of the second module, the participants are able to

- apply the seven Gold Standard PBL teaching practices when transitioning their teaching to PBL
- develop and support students' thrive for successful completion of the PBL course through application of appropriate teaching practices
- understand the roles of the teacher in PBL
- aspire the roles of the innovative teacher towards innovative educational design and mindset in PBL
- use the technologies needed for remote PBL learning and the process for successful completion

Agenda

Time	Activity	Responsible
09:00 – 09:30	Welcome and introduction	Clarissa Maierhofer All participants
09:30 – 10:30	Teaching Practices in Project Based Learning - Part I	Clarissa Maierhofer All participants
10:30 – 10:45	Coffee break	
10:45 – 12:00	Teaching Practices in Project Based Learning - Part II	Clarissa Maierhofer All participants
12:00 – 12:15	Coffee Break	
12:15 – 12:30	Roles of a Teacher in PBL	Clarissa Maierhofer
12:30 – 12:50	Technology and Tools for remote PBL	Clarissa Maierhofer All participants
12:50 – 13:00	General discussion and closing	all

*“Some people talk in their sleep.
Lecturers talk while other people sleep.”*

Albert Camus



Co-funded by the
Erasmus+ Programme
of the European Union



FH | JOANNEUM
University of Applied Sciences

Project Based Learning

Project Based Learning

“Project Based Learning is a **teaching method** in which students gain **knowledge and skills** by working for an extended **period of time** to **investigate and respond** to an authentic, engaging, and **complex question, problem, or challenge.**”

Source: <https://www.pblworks.org/what-is-pbl>



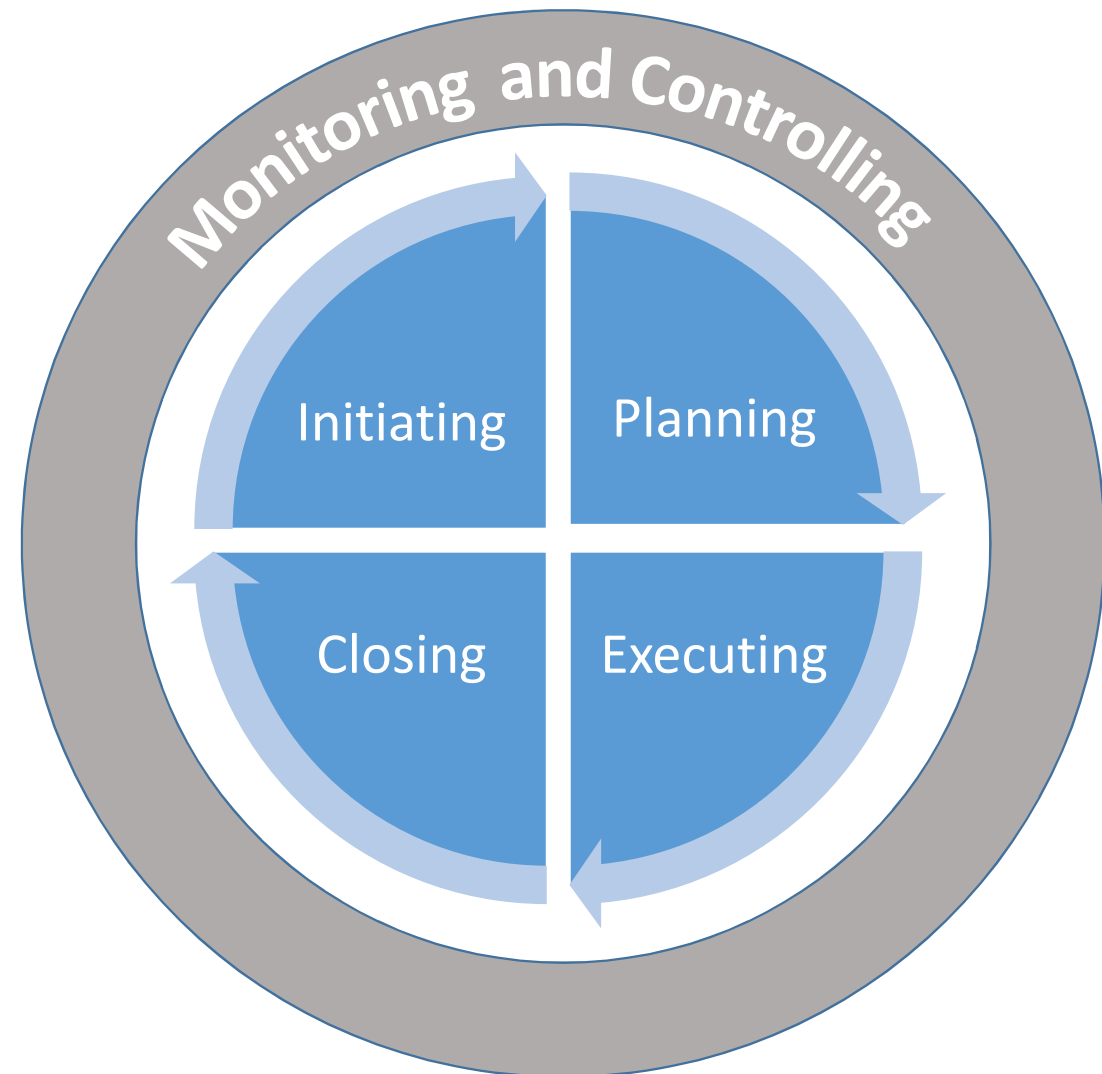
Projects:

- target setting
- defined start defined end
- uniqueness, novelty
- specific organization
- limited resources
- complex and interdisciplinary

Project Management:

“the application of knowledge, skills, tools, and techniques to project activities to meet the project requirements.”

Project Management Institute (PMI)

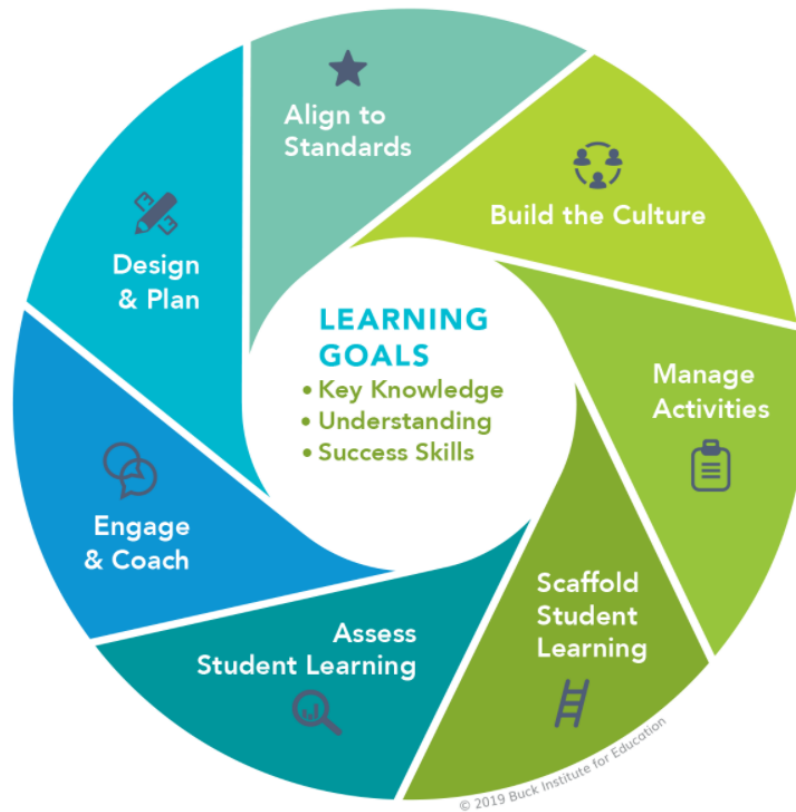


Why Project Based Learning?

- Meets demands of today's world
- Transformative for all students
- Inquiry-based and active method of learning
- Integrates knowing and doing
- Focuses student-centered learning
- Builds students choice and voice into the process
- Creates deep, long-lasting and relevant learning experiences

Teaching Practices in Project Based Learning

Gold Standard Teaching Practices in PBL



- projects are focused on students' acquiring key knowledge, understanding, and success skills
- comprehensive, research-informed model on teaching in Project Based Learning
- created by Buck Institute for Education

Source: <https://www.pblworks.org/what-is-pbl/gold-standard-teaching-practices>

Gold Standard Project Based Learning by PBLWorks is licensed under CC BY-NC-ND

4.0

Design & Plan

- Identify a promising project idea
- Structure and design the project
- Define learning outcomes
- Create detailed but flexible plans and focus on student learning
- Anticipate project resources
- Include time for reflection
- Be flexible and have a contingency plan ready

Align to Standards

- Criteria for products are specified and derived from standards
- Criteria proof evidence that students have met targeted standards
- Assessments and rubrics are connected to learning outcomes and related to student participation
- Alignment process is followed up
- Self-evaluation and feedback protocols are implement
- Transversal competencies are included

Build the Culture

- Establish shared norms, values and behaviours together with students
- Ensure (self-)monitoring of the norms
- Encourage students' voice and choice
- Allow time to tackle real-world issues and problems
- Be transparent
- Connect learning goals to students' life goals
- Create a community
- Adjust physical environment
- Sustain a positive culture

Manage Activities

- Alternate individual and team work
- Mix whole group and smaller groups time
- Use and encourage use of project management tools
- Set deadlines and milestones
- Be flexible
- Foster team work
- Follow routines and norms

Group Exercise 1

- 4 groups in breakout rooms
- Each group assigned with one Gold Standard PBL teaching practice (30 min)
 1. Design & plan
 2. Align to standards
 3. Build the culture
 4. Manage activities
- Select one moderator and presenter
- Presentation of results to other groups in plenum (3 minutes/group)

Scaffold Student Learning

- Enable students to access content, skills, and resources
- Offer a broad range of tools to enable development of key success competencies
- Plan properly
- Provide learning experiences throughout the process
- Facilitate student activities
- Give freedom

Assess Student Learning

- Multidimensional assessment
- Focus on teams and individuals
- Use standards-aligned rubrics to guide both formative and summative assessment
- Provide structured feedback protocols
- Regularly use formative assessment with different tools
- Introduce regular opportunities for self- and peer-assessment

Engage & Coach

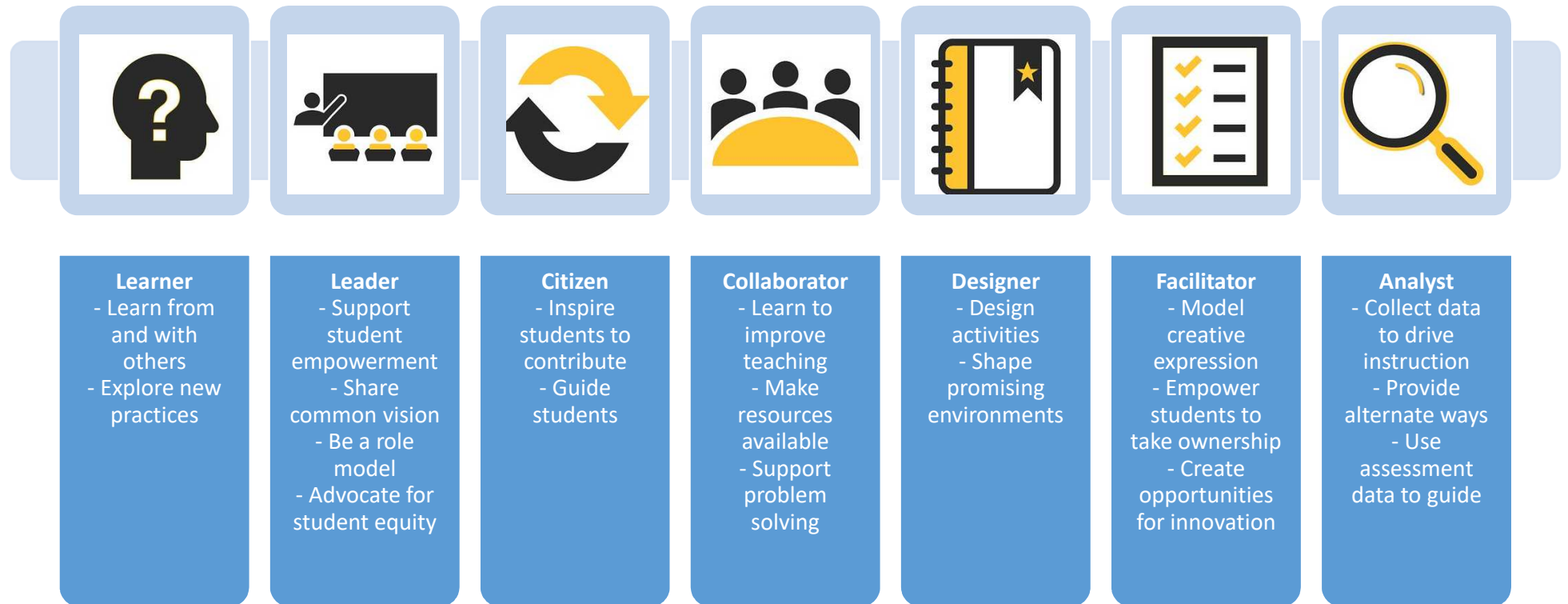
- Teacher knows the students' strengths, interests to engage them in the project
- Individual student needs are identified
- Give students a say
- Listen to students' questions
- Build up relationships with students
- Organize events
- Note and celebrate achievements
- Emphasize high expectations for the performance of all students

Group Exercise 2

- Please discuss the Gold Standard PBL teaching practices
 5. Scaffold student learning
 6. Assess student learning
 7. Engage & coach
- Please reflect on the following:
 - What elements do you consider as most crucial in this teaching practice?
 - How can the elements be transferred to 100% online teaching?

Role of the Teacher in PBL

Role of the Teacher in PBL



Source: <https://www.iste.org/standards/for-educators>

Technologies and Tools for remote PBL

Technologies and Tools for remote PBL

- **For individual & group meetings**

Whole courses, project team, or one-on-one meetings can be done with MS Teams, Zoom, or with Google Meet.

- **Brainstorming sessions, white boards**

Mural and Miro and Explain Everything are virtual white boards that can be used not only for targeted instruction, but are also fantastic for remote brainstorming and problem ideation.

- **Tasks and Team Management Tools**

Trello, Asana and Slack are examples of a tool that helps individual students keep track of project action items and share them with their project teams - a really valuable skill students need to master regardless of context.

- **Document Collaboration Tools**

Tools like Google Drive, One Drive, Dropbox allow team members to view, edit, and work simultaneously on a document and share files.

- **Interactive presentation software**

With tools like Mentimeter, Prezi, AhaSlides you can establish close relationships with your audience during the presentation.

- **Quizzes and Questionnaires**

To motivate students, use games and polls e.g. by using Kahoot, Triviamaker, Mentimeter, Socrative and Google Forms.

Literature

- Boss, S., & Krauss, J. (2014). *Reinventing project-based learning: Your field guide to real-world projects in the digital age* (Second edition). Eugene, Oregon: International Society for Technology in Education.
- Buck Institute for Education – PBL resources: <https://www.bie.org>
- Cooper, R., & Murphy, E. (2016). *Hacking project based learning: 10 easy steps to PBL and inquiry in the classroom. Hack Learning Series*. Cleveland, OH: Times 10 Publications.
- Gerjest, P.H. & Hess, F.W. (2005). *When are powerful learning environments effective? The role of learner activities and of students' conceptions of educational technology*. ScienceDirect. <https://www.sciencedirect.com/science/article/pii/S0883035505000595>
- Hattie, J. & Yates, G.(2014). *Visible Learning*. <https://visible-learning.org/john-hattie/>
- International Society for Technology in Education: <https://www.iste.org>
- Ho, M. W., & Brooke, M. (2017). *Practical guide to project-based learning*. New Jersey: World Scientific.
- Project Management Institute Educational Foundation: <https://pmief.org/>



**THANK YOU
FOR YOUR ATTENTION
AND KIND PARTICIPATION IN THIS WORKSHOP**

clarissa.maierhofer@fh-joanneum.at